

C0927 / C0926 Winslow Square Towel Warmer Installation Guide



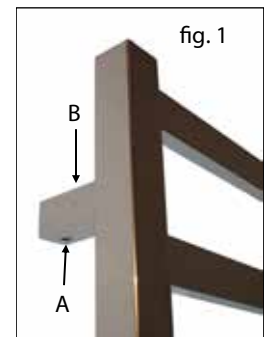
24" x 40" Hardwired

1 Rough -in Requirements (see figure 3)

1. Your towel warmer requires 110V power. The power feed should be located in a single gang electrical box as shown in Fig 2. Please ensure correct location of the electrical box, as this will govern your towel warmer location.
2. Wall studs or plywood backing is recommended in the wall at all bracket locations. See Fig 2 for bracket locations.

2 Installation Instructions (see figure 1)

1. Check all items have been received. You should have the Towel Warmer and a separate hardwire kit. Read all instructions before continuing.
2. Fix four single wall supports to the wall using the screws provided and in locations as shown on figure 2.
3. Hang and adjust the Towel Warmer using set screws "A" to lock stud "B" into the wall bracket. Ensure the Towel Warmer is firmly and safely fixed.



3 Hardwire Connection (see figure 4)

TURN OFF POWER SUPPLY BEFORE PROCEEDING

Do not connect the Towel Warmer to the power supply until all instructions have been read and installation carried out in accord with them. Your towel warmer is 150W (110V) and conforms to CSA standards (File ref: 2422531). Please ensure the CSA label is visible.

1. Feed the electrical cord located at the bottom of the Towel Warmer first through the round tube and then through the cover plate.
2. Complete all electrical connections as shown in figure 3.
3. Screw tube into the towel warmer threaded collar.
4. Push cover plate onto tube and screw to electric box with the enclosed screws. Adjust where necessary.

Warning: In case of damage or failure of the Towel Warmer the unit should be returned to the manufacturer or their distributor. The warranty of 2 years on the Towel Warmer is NOT VALID in case of improper use or installation. Product is designed for use within Canada and the United States only.

REJUVENATION®

2550 NW Nicolai Street Portland Oregon 97210

Customer Service: 888 401-1900

rejuvenation.com

Specifications & Drawings

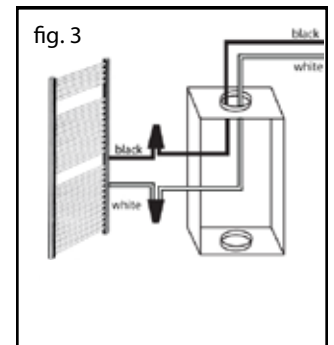
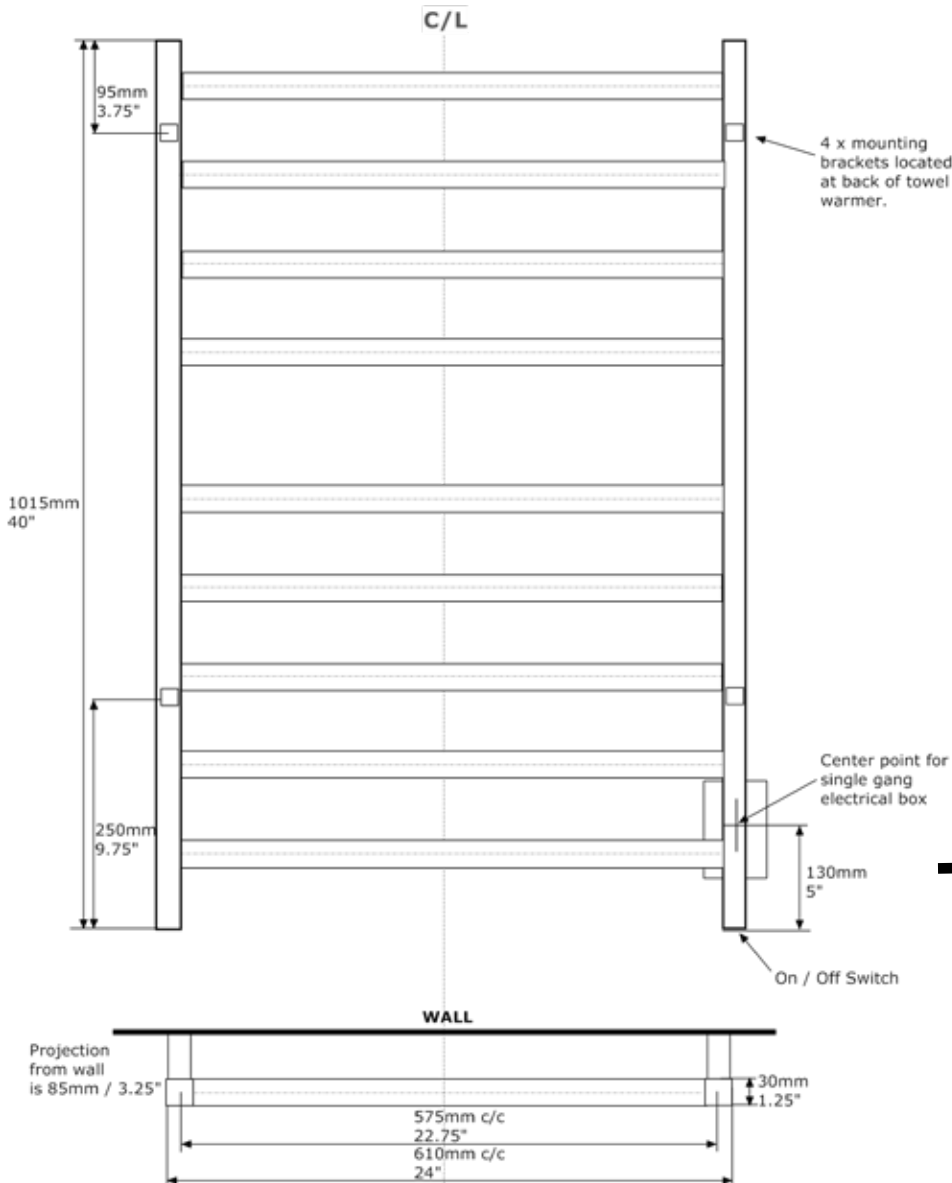
Model #	Description	Finish	Weight (lb)	Watts	Volts	WxH (mm)	WxH (Inches)	Metal Type
C0927	Winslow Square Electric Hardwire	Chrome	13	150W	110V	610 x 1015	24 x 40	Stainless Steel
C0926	Winslow Square Electric Hardwire	Brushed Nickel	13	150W	110V	610 x 1015	24 x 40	Stainless Steel

Warranty: 2 Years

Fixings: Screws, and Allen Key (if needed) are included

Care & Maintenance: A periodic wash using warm water and a soft cloth will retain the high quality finish of your towel warmer for many years to come. ON NO ACCOUNT should any household bleaches, detergents, abrasive polishes, steel wool or other cleaning agents be used on this item.

fig. 2



REJUVENATION®

2550 NW Nicolai Street Portland Oregon 97210

Customer Service: 888 401-1900

rejuvenation.com